



V-34~38
**PRECISION ANGLE LOCK
MACHINE VICE**
Model: HAV-4", 5", 6", 8", 12"




V-39
**PRECISION ANGLE LOCK
MACHINE VICE**
Model: 6" SUPER-OPEN 8"

1. Two set screws in the Fixed-Jaw ensure that it does not tilt backwards when a very high clamping force is applied.

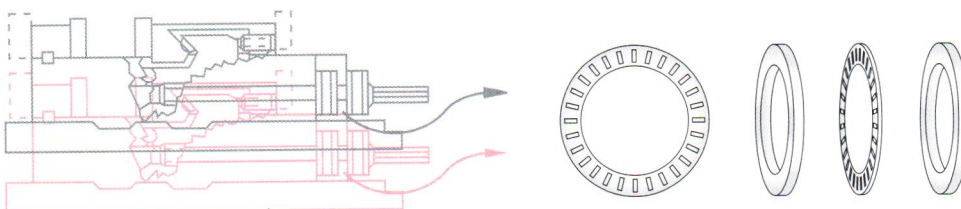
2. Iron Leadscrew Cover protects Leadscrew from swarf.

3. Both sides of Slideways are HEAT TREATED.



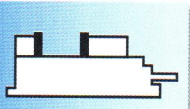
4. ANGLE LOCK MECHANISM creates downward pressure on Jaw ensuring both jaws are parallel during clamping.

5. Needle Bearing Thrust Collar cuts friction and increases clamping pressures 80%.



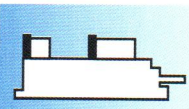
4 JAW PLATE POSITIONS

1




Important ground surfaces include: top and bottom of bed and stationary and movable jaws.

2



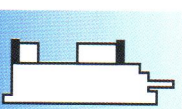
Flame hardening of the bed for added wear and strength.

3



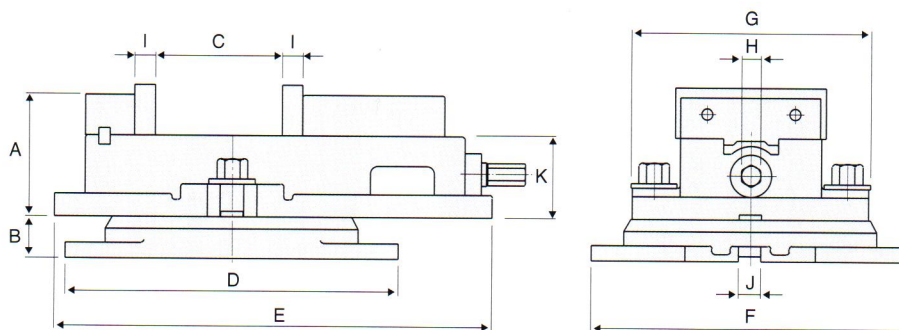
Totally enclosed special treated screw.

4



4 jaw plate positions allowing extra Capacity with the jaw plates in the outside position.

DIMENSIONS



SPECIFICATIONS

Unit: mm/inch

NO	Model									A		B	
V-34	HAV-4"	107	4	154	5 ¹⁵ / ₁₆	220	8 ⁹ / ₁₆	271	10 ¹ / ₂	87	3 ²⁷ / ₆₄	30	1 ⁵ / ₁₆
V-35	HAV-5"	110	4 ¹ / ₄	163	6 ¹ / ₂	249	9 ³ / ₄	304	12	98	3 ⁵⁵ / ₆₄	32	1 ¹ / ₄
V-36	HAV-6"	138	5 ¹ / ₂	201	8	304	12	368	14 ¹ / ₂	110	4 ¹ / ₄	40	1 ¹ / ₂
V-37	HAV-8"	198	7 ³ / ₄	264	10 ³ / ₄	402	15 ¹³ / ₁₆	476	18 ³ / ₄	136	5 ²⁷ / ₆₄	55	2 ³ / ₁₆
V-38	HAV-12"	320	12 ⁵ / ₈	400	15 ³ / ₄	480	18 ⁷ / ₈	560	22	219	8 ⁵ / ₈	-	-

NO	Model	C	D	E	F	G	H	I	J	K	Weight (kg)									
V-34	HAV-4"	107	4	242	9 ¹ / ₂	318	12 ³³ / ₆₄	230	9 ¹ / ₁₆	172	6 ³ / ₄	14	9 ¹ / ₁₆	15	1 ⁹ / ₃₂	16	5 ⁸ / ₁₆	58	2 ⁹ / ₃₂	20
V-35	HAV-5"	110	4 ¹ / ₄	280	11	355	14	256	10 ¹ / ₁₆	210	8 ¹ / ₄	15	1 ⁹ / ₃₂	15	1 ⁹ / ₃₂	16	5 ⁸ / ₁₆	66	2 ¹⁹ / ₃₂	29
V-36	HAV-6"	138	5 ¹ / ₂	336	13 ¹ / ₄	405	15 ¹⁵ / ₁₆	300	11 ³ / ₄	238	9 ³ / ₈	19	3 ⁴ / ₁₆	18	3 ⁴ / ₁₆	18	3 ⁴ / ₁₆	72	2 ⁵⁴ / ₆₄	41
V-37	HAV-8"	198	7 ³ / ₄	422	16 ⁵ / ₈	555	21 ³ / ₄	380	15	305	12	19	3 ⁴ / ₁₆	24	1 ⁵ / ₁₆	18	3 ⁴ / ₁₆	84	3 ⁵ / ₁₆	80
V-38	HAV-12"	320	12 ⁵ / ₈	-	-	738	29 ¹ / ₁₆	-	-	408	16 ¹ / ₁₆	19	3 ⁴ / ₁₆	24	1 ⁵ / ₁₆	-	-	102	4	125

SPECIFICATIONS (Material: FCD 55 Ductile Iron. Hardness: HRC 45°)

Unit: mm/inch

NO	Model									A		B	
V-39	6" SUPER-OPEN 8"	190	7 ¹ / ₂ "	263	10 ³ / ₈ "	349	13 ³ / ₄ "	413	16 ¹ / ₄ "	114	4 ¹ / ₂	42	1 ⁵ / ₈

NO	Model	C	D	E	F	G	H	I	J	K	Weight (kg)									
V-39	6" SUPER-OPEN 8"	198	7 ³ / ₄ "	336	13 ¹ / ₄ "	433	17"	300	11 ³ / ₄ "	238	9 ³ / ₈ "	19	3 ⁴ / ₁₆ "	18	3 ⁴ / ₁₆ "	18	3 ⁴ / ₁₆ "	75	2 ⁶³ / ₆₄ "	50