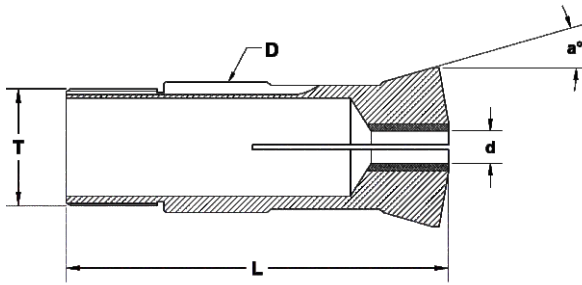


# Carbide Lined Guide Bushing - Drawn Type



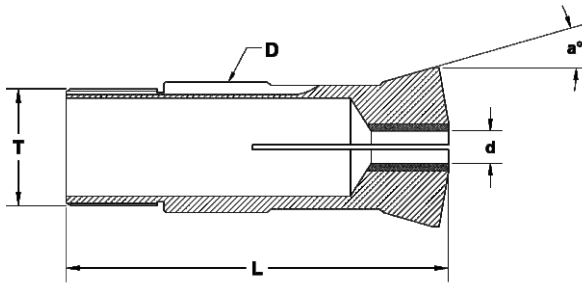
## CARBIDE LINED GUIDE BUSH - DRAWN TYPE

All Dimension are in mm - Unless Otherwise Specified

Part Nr.	Guiding Dia	Total Length	Thread	Angle	Capacity		
					Round	Hexagon	Square
					●	⬡	■
	ØD	L	T	a°			
R7/02	7	30	M6x0.5	16°	3.5	-	-
R9/01	9	44	M8X0.5	16°	5	4	3
R9/03	9	38.5	M8x0.75	16°	5	4	3
R9/06	9	51	M8x0.8	30°	5	4	3
R9/09	9	44	M8x0.75	16°	5	4	3
R10/03	10	58	M10x0.75	12°	5.5	4	3
R11/02	11	53	M10x0.75	16°	7	5	4
R11/09	11	53	M10x1	16°	7	5	4
R11/10	11	57	M10x0.75	16°	7	5	4
R11/11	11	52.4	M10x0.75	16°	7	5	4
R11/12	11	53	M10x0.80	16°	7	5	4
R12/01	12	52	M12x1	30°	7	6	5
R12/02	12	50	M10x0.75	16°	7	6	5
R12/05	12	50	M10x0.75	16°	7	6	5
R12/07	12	50	M12x1	30°	7.5	6	5
R12/08	12	50	M10x0.5	30°	7	5	4
R12/09	12	50	M12x1	30°	7.5	6	5
R13/01	13	41.5	M12x0.75	15°	8	6	5
R14/02	14	64	M13x0.75	16°	8.5	7	6
R14/03	14	62	M14x1	15°30'	8.5	7	6

\* table to be continued

# Carbide Lined Guide Bushing - Drawn Type




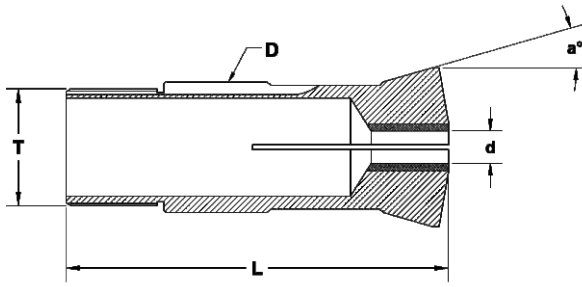
## CARBIDE LINED GUIDE BUSH - DRAWN TYPE

All Dimension are in mm - Unless Otherwise Specified

Part Nr.	Guiding Dia	Total Length	Thread	Angle	Capacity		
					Round	Hexagon	Square
					●	⬡	■
R15/02	15	54	M14x1	16°	10	8	7
R15/03	15	54	M14x0.75	15°	8.5	7	6
R16/01	16	50	M14x1	16°	10	8	7
R16/03	16	60	M14x1	30°	10	8	7
R16/06	16	55	M16x1	30°	10	8	7
R16/07	16	63	M14x1	15°30'	10	8	7
R16/10	16	58	M14x1	16°	10	8	7
R16/12	16	59	M14x1	16°	10	8	7
R16/15	16	59	M15x1	16°	11	9	8
R16/16	16	58.5	M14x1	20°	10	8	7
R16/18	16	63	M14x1	16°30'	10	8	7
R18/01	18	59	M16x1	30°	12	10	8
R18/02	18	60	M18x1	30°	13	10	9
R18/03	18	60	M18x1	30°	13	10	9
R18/06	18	76	M18X1	22°	13	10	9
R18/08	18	60	M18X1	30°	12.5	10	8
R20/01	20	55	M20x1	30°	14	11	9
R20/06	20	55	M20x1	30°	13	11	9
R20/07	20	58	M18x1	15°	13	11	9
R21/03	21	57.5	M18x1	12°	14	11	9

\* table to be continued

# Carbide Lined Guide Bushing - Drawn Type



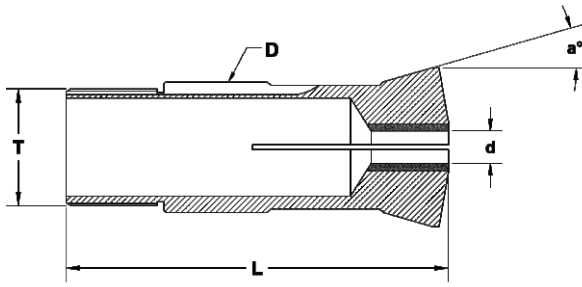
## CARBIDE LINED GUIDE BUSH - DRAWN TYPE

All Dimension are in mm - Unless Otherwise Specified

Part Nr.	Guiding Dia	Total Length	Thread	Angle	Capacity		
					Round	Hexagon	Square
					●	⬡	■
	ØD	L	T	a°			
R22/01	22	68	M19x1	16°	14	12	10
R22/03	22	70	M20x1	15°	15.5	13	11
R22/04	22	68	M19X1	16°	15	12	10
R22/08	22	68	M22x1	16°	16	13	11
R23/01	23	72	M22x1	16°	16.5	14	11
R24/03	24	61	M24x1	30°	16	13	11
R26/02	26	77	M25x1	16°	20	17	14
R26/04	26	71	M24X1.5	15°	18	15	13
R27/03	27	57.5	M24x1	12°	18	15	12
R28/02	28	81	M25x1	30°	20.5	17	14
R28/04	28	82	M25x1	16°	20.5	17	14
R28/05	28	82	M27x1	16°	22	18	15
R30/01	30	70	M28x1	16°	20.5	17	14
R30/02	30	85	M28x1	16°	20.5	17	14
R30/04	30	59	M30x1	15°	22	19	16
R30/05	30	59	M30x1	16°	22	19	16
R30/06	30	68	M30x1	16°	22	19	16
R30/07	30	70	M30x1	16°	22	19	16
R30/08	30	57.5	M30X1	16°	22	19	16
R32/02	32	71	M32x1	30°	23	19	16

\* table to be continued

# Carbide Lined Guide Bushing - Drawn Type



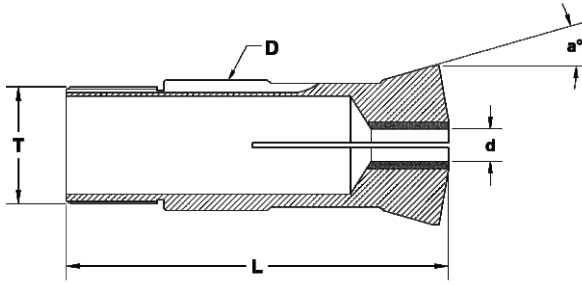
## CARBIDE LINED GUIDE BUSH - DRAWN TYPE

All Dimension are in mm - Unless Otherwise Specified

Part Nr.	Guiding Dia	Total Length	Thread	Angle	Capacity		
					Round	Hexagon	Square
					●	⬡	■
	ØD	L	T	a°			
R32/03	32	74	M32x1	30°	24	21	17
R33/01	33	70	M30x1	16°	26	22	18
R34/02	34	87.5	M34x1	10°	27.5	23	19
R34/03	34	87.5	M34X1	10°	27.5	23	19
R36/02	36	89.5	M36x1	13°	25	21	18
R40/03	40	72	M36x1	30°	29	25	21
R40/05	40	72	M40x1	30°	30	25	21
R41/01	41	54	M38x1	10°	32	27	22
R41/02	41	82	M38x1	10°	32	27	22
R41/03	41	82	M38X1	10°	32	27	22
R41/04	41	54	M38X1	10°	30	26	21
R42/01	42	82	M40x1	16°	33	28	23
R42/02	42	82	M40x1	20°30'	33	28	23
R42/04	42	82	M40x1	20°	33	28	23
R44/01	44	87	M40x1	20°	33	28	23
R45/01	45	82	M42x1	16°	36	30	25
R46/01	46	92	M45x1	16°	38	32	26
R46/02	46	82	M45x1	16°	38	32	26
R48/02	48	81	M48x1.25	30°	38	33	27
R48/04	48	82	M46x1	16°	38	33	27

\* table to be continued

# Carbide Lined Guide Bushing - Drawn Type



## CARBIDE LINED GUIDE BUSH - DRAWN TYPE

All Dimension are in mm - Unless Otherwise Specified

Part Nr.	Guiding Dia	Total Length	Thread	Angle	Capacity		
					Round	Hexagon	Square
	ØD	L	T	a°	●	⬡	■
R48/06	48	81	M46x1	10°	38	33	27
R48/08	48	82	M46X1	16°	38	33	27
R50/02	50	82	M49x1	19°	42	36	29
R52/01	52	99	M48x1.5 LH	10°	40	34	28
R52/02	52	95	M50x1	16°	43	37	30